

North Augusta



South Carolina's Riverfront

MINUTES OF OCTOBER 24, 2022

Briton S. Williams, Mayor

*J. Robert Brooks, Councilmember
Pat C. Carpenter, Councilmember
Jenafer F. McCauley, Councilmember
David W. McGhee, Councilmember
Eric H. Presnell, Councilmember
Kevin W. Toole, Councilmember*

ORDER OF BUSINESS

STUDY SESSION

The Study Session of October 24, 2022 for the City Council of the City of North Augusta, having been duly publicized, was called to order by Mayor Briton S. Williams at 6:00 p.m. and also streamed online for public viewing at the City Facebook page: "City of North Augusta – Public Information" and City YouTube page: "City of North Augusta Public Information." The Study Session adjourned at 6:52 p.m.

Per Section 30-4-80(e) notice of the meetings was sent out by email to the current maintained "Agenda Mailout" list consisting of news media outlets and individuals or companies requesting notification. Notice of the meetings was also posted on the outside doors of the Municipal Center, the main bulletin board of the Municipal Center located on the first floor, and the City of North Augusta website.

Members present were Mayor Williams, Councilmembers Brooks, Carpenter, McCauley, McGhee, Presnell, and Toole.

Also in attendance were James S. Clifford, City Administrator; Rachele Moody, Assistant City Administrator; Kelly F. Zier, City Attorney; Thomas C. Zeaser, Director of Engineering and Public Works; John C. Thomas, Director of Public Safety; Richard L. Meyer, Director of Parks, Recreation, and Tourism; James E. Sutton, Director of Public Services; Thomas L. Paradise, Director of Planning and Development; Lynda Williamson, Interim Director of Finance; J.D. McCauley, Manager of Human Resources; Ricky Jones, Manager of Information Technology, and Jamie Paul, City Clerk.

ITEM 1. CITY COUNCIL MEETING: Items for November 7, 2022 Council Meeting – Council Discussion

Assistant City Administrator Rachelle Moody led Council's discussion of items for the November 7, 2022 regular meeting. **(See Attachment #1)**

ITEM 2. DEPARTMENT DETAILS:

City department directors and managers provided departmental updates. **(See Attachment #2)**

ITEM 3. MAYOR'S MATTERS:

(A) **FOCUS ITEM: ECONOMIC DEVELOPMENT - Riverside Village at Hammond's Ferry - Council Update** - Lynda Williamson, Interim Director of Finance, to present to Council

Interim Director of Finance Lynda Williamson presented to Council. **(See Attachment #3A)**

(B) **FOCUS ITEM: Proposed West Forest Drive Project at Lookaway Inn**

John Felak, representative for the proposed West forest Drive Project at Lookaway Inn stated that the next project for Lookaway Inn is the expansion of parking and displayed the proposed parking. **(See Attachment #3B)**

Mr. Felak commented that they would like to close of the entry off Georgia Ave due to safety concerns.

Discussion ensued relating to closing of road accesses, safety, regulating parking, and maintenance.

It was the consensus of the board to have staff proceed to gather more information, to research legal issues, and to reach out of the Department of Transportation on the proposed project.


(C) Mayor Williams will share reflections and announcements related to current City events and opportunities.

Mayor Williams highlighted on the following:

- Early Voting at Fire Station #2
 - October 24 – November 5 (Closed, October 30)
- North Augusta Optimist Club, October 25, 2022 at 6:30pm
 - Recognizing North Augusta Resource Officers
- Proclamation for Walter Jackson Day, October 26, 2022 (100 years)
- Fire Station 1 – Ribbon Cutting, October 28, 2022 at 3:00pm
- 36th Annual Jack O'Lantern Jubilee – October 29, 2022 at 10:00am


The Study Session adjourned at 6:52 p.m.

APPROVED THIS 7th DAY OF
November, 2022.



Briton S. Williams
Mayor

Respectfully submitted,



Jamie Paul
City Clerk



PUBLIC POWER HOUR

November 7, 2022 – 5:30 p.m. - Municipal Center – 100 Georgia Avenue, 3rd Floor - Council Chambers

DRAFT AGENDA: CITY OF NORTH AUGUSTA REGULAR CITY COUNCIL MEETING

November 7, 2022 – 6:00 p.m. – Municipal Center – 100 Georgia Avenue, 3rd Floor - Council Chambers

The Public Power Hour and Regular City Council meeting will be streamed for public viewing online at:

- “City of North Augusta – Public Information” on www.Facebook.com
- “City of North Augusta Public Information” on www.YouTube.com

CITIZEN COMMENTS: Citizens may speak to Mayor and City Council on each item listed on this agenda. The Mayor will call for comments prior to Council’s discussion. Speakers shall give their name and address in an audible tone of voice. Speaker Forms are provided on the credenza at the entrance for speakers desiring that the minutes indicate that they addressed Council on a specific topic. The form will be included as part of the minutes of the meeting. Citizen comments are limited to five minutes.

CITIZEN ASSISTANCE: Individuals needing special assistance or sign interpreter to participate in the meeting, please notify the Administration Department 48 hours prior to the meeting.

1. **CALL TO ORDER:**

2. **INVOCATION AND PLEDGE OF ALLEGIANCE:**

3. **ROLL CALL:**

4. **APPROVAL OF MINUTES:**

- Regular City Council Meeting minutes of October 17, 2022
- Study Session minutes of October 24, 2022

5. **PERSONNEL:** Employee of the Quarter – July, August, and September 2022 – TBA

6. **PROCLAMATIONS:**

- World Pancreatic Cancer Day – November 17, 2022

UNFINISHED BUSINESS

7. **FINANCE:** Ordinance No. 2022-17 - Adopting a Budget for Fiscal Year 2023 Containing Estimates of Proposed Revenues and Expenditures by the City of North Augusta, South Carolina, for the Budget Year Beginning January 1, 2023, and Declaring that Same Shall Constitute the Budget of the City of North Augusta for Such Budget Year; Ordinance – Second Reading

8. **FINANCE:** Ordinance No. 2022-18 - Levying the Annual Tax on Property in the City of North Augusta, South Carolina for the Fiscal Year Beginning January 1, 2023, and Ending December 31, 2023; Ordinance – Second Reading

9. **FINANCE:** Ordinance No. 2022-19 - Amending Article IV, Section 14-123 Titled “Sanitation Services Fees” of the City Code of the City of North Augusta, South Carolina; Ordinance – Second Reading

NEW BUSINESS

10. **PUBLIC WORKS:** Resolution No. 2022-48 – Authorizing a construction contract with Beam’s Contracting, Inc. for the 2022 C-Fund resurfacing and Elm Street rehabilitation project
11. **PUBLIC WORKS:** Resolution No. 2022-49 – Authorizing funding for the Bluff Avenue streetscape utility relocations
12. **ADMINISTRATIVE REPORTS:**
13. **PRESENTATIONS/COMMUNICATIONS/RECOGNITION OF VISITORS:**
 - A. **Citizen Comments** – *At this time, citizens may speak to Mayor and City Council regarding matters not listed on the agenda. Speakers shall give their name and address for the records. Speaker Forms are provided on the credenza for speakers desiring that the minutes indicate that they addressed Council on a specific topic. The form will be included as part of the minutes of the meeting. Citizen comments are limited to five minutes.*
 - B. **Council Comments** –
14. **ADJOURNMENT**

DEPARTMENT DETAILS

for October 24, 2022



FINANCE:

- Cycle 2 Disconnect will be November 2nd and 3rd
- Cycle 1 Due Date will be November 3rd

PUBLIC SERVICES:

- Property Maintenance
 - Fall flower planting in various City landscape beds
- Utilities
 - Edgefield wastewater flow reduction

PLANNING AND DEVELOPMENT:

- Georgia Ave. Traffic Calming meeting with property and business owners on Georgia Ave on Thursday October 27th
- BZA meets Tuesday November 1st
- Development Code Rewrite Committee meets Wednesday November 2nd at 4:30 PM

PUBLIC SAFETY:

- Station 1 Ribbon Cutting will be on Friday, October 28 3pm-5pm
- The SC Municipal Association will be bring the simulator this week. It will be at the Community Center for 2 weeks
- Early voting at Station 2 for next 2 weeks
- Public Safety will be busy this week covering concerts and Jack-o-Lantern jubilee

PARKS, RECREATION AND TOURISM:

- 36th Annual Jack-O-Lantern Jubilee returns on Saturday, October 29. See attached festival schedule and information (**See Attachment 1**)
- The dilapidated clubhouse/trailer has been fully removed from the Country Club property and the PRT maintenance team has successfully installed a 6-foot black barrier fence in the open space around the pool
- The City of North Augusta has been selected for an LWCF grant of \$264,391 for the Sharon Jones Amphitheater Restroom facility. The LWCF grant requires a 50% match. The City of North Augusta has 24 months to complete the project

ENGINEERING AND PUBLIC WORKS:

- Knobcone sidewalk Project
- 2023 Paving & Resurfacing



EMPLOYMENT OPPORTUNITIES

Communications Technician – Public Safety

Grade: 9
Salary Pay Rate: \$17.27 - \$20.73/hour
Closing Date: Until Filled

Firefighter – Public Safety

Grade: 3
Salary Pay Rate: \$11.90 - \$14.28/hour
Closing Date: Until Filled

Grounds Worker II – Property Maintenance

Grade: 6
Salary/Pay Rate: \$14.59 - \$17.50/hour
Closing Date: Until Filled

Heavy Equipment Mechanic I – Sanitation

Grade: 9
Salary Pay Rate: \$17.27 - \$20.73/hour
Closing Date: Until Filled

Heavy Equipment Operator I – Property Maintenance

Grade: 9
Salary Pay Rate: \$17.27 - \$20.73/hour
Closing Date: Until Filled

Laborer – Streets & Drains

Grade: 4
Salary/Pay Rate: \$12.80 - \$15.35
Closing Date: Until Filled

PC Support Technician – Information Technology

Grade: 10
Salary/Pay Rate: \$37,793.60 - \$45,352.32
Closing Date: Until Filled

Public Safety Officer – Public Safety

Grade: 15
Salary/Pay Rate: \$21.19 - \$25.43/hour
Closing Date: Until Filled

Sanitation Worker - Sanitation

Grade: 4
Salary/Pay Rate: \$12.80 - \$15.35/hour
Closing Date: Until Filled

Trolley Drivers

Grade: UN
Salary/Pay Rate: \$20.80/hour
Closing Date: Until Filled

Utility Worker II – Water/Wastewater

Grade: 6
Salary/Pay Rate: \$14.59 - \$17.50
Closing Date: Until Filled

Vehicle Operator I – Sanitation

Grade: 6
Salary/Pay Rate: \$14.59 - \$17.50
Closing Date: Until Filled



ATTACHMENT #1



Pre Jack-O-Lantern Jubilee

Wednesday, October 26, Sharon Jones Amphitheater:

Concert: 6pm: Whiskey Run 7:30pm: Drake Milligan Band (FREE)

Thursday, October 27, Sharon Jones Amphitheater:

Concert: 8:00pm: Mackenzie Blake (FREE)

Friday, October 28:

SRP Park: 6:45pm: Dugout Theater Movie Night: Ghostbusters Afterlife (Paid pre-registration)

Sharon Jones Amphitheater: Concert: 9:00pm: Easily Amused (FREE)

Jack-O-Lantern Jubilee, Saturday, October 29

1. Schedule of bands on main stage (Georgia Ave & W Clifton Ave):

1pm – 2pm:	Joe Nichols Sound Check
3pm – 4pm:	Garrett Hicks
4:30pm – 5:30pm:	Michael Hitchcock
6pm – 7pm:	Forest O'Quinn
7:30pm – 8:30pm:	Cody Webb
9pm – 10:15pm:	Joe Nichols

2. Schedule of events on second stage (Your Pie parking lot):

10am – 10:45am:	Rhythm and Class dance studio
11am – 11:30am:	RECIing Crew
11:45am – 1:15pm:	NA School of Dance
1:30pm:	Costume Contest
2:45pm – 4:15pm:	NA School of Dance
4:30pm:	The Hoyt Clagwells

3. Schedule of events on church stage (Georgia Ave & Jackson Ave):

10am – 10:30am:	First Worship
10:40am – 11:10am:	Susan Burgess Music
11:20am – 11:35am:	Kids
11:45am – 12:15pm:	West Avenue Worship
12:30pm – 1:00pm:	First Worship W/ Kids

FBCNA will also have 8 small carnival games for kids in their Courtyard. They will also be handing out candy as prizes.

4. Vendors:
 - 128 non-food vendor spots sold to date
 - 20 food & beverage vendors

5. Schedule for closing and opening of streets:
 - Friday: Roads will be closed at 9pm
 - Saturday: Roads will **HOPEFULLY** be open by Midnight

6. Other ancillary events occurring in the area that will be going on during the festival time:
 - Comfort Keeper** will host the Health Fair at First Baptist Church's Family Life Center from 9am – 1pm
 - Grace United Methodist Church** will host the Garden City Chorus Concert at 3pm in the Wesley Center
 - Augusta GreenJackets** is partnering with Complete Game Carolina to host a Free Baseball Clinic from 11am – 12:30pm at SRP Park



**CITY COUNCIL
STUDY SESSION
OF
October 24, 2022**

**Voluntary Continuing Disclosure
North Augusta Public Facilities Corporation/City of North Augusta Series 2017B
Voluntary Filing for the Fiscal Quarter Ended September 30, 2022**

The following information is being provided by the City of North Augusta, South Carolina (the "City") as a voluntary disclosure and not as a disclosure required by any continuing disclosure undertaking made pursuant to the obligations of SEC Rule 15c2-12 (the "Rule"). Furthermore, this filing is not made in connection with a purchase or sale of securities and accordingly is not intended to contain all information material to a decision to purchase or sell obligations of the City or the North Augusta Public Facilities Corporation (the "Corporation"). In providing this notice, neither the City nor the Corporation makes any representation with respect to the materiality of the information herein to any investor. This filing speaks only as of its date and neither the City nor the Corporation is under any obligation to update or provide future voluntary filings except to the extent the information contained herein is also provided in accordance with a disclosure undertaking pursuant to the Rule.

Assessed Value of Taxable Property

The assessed value of all taxable real and personal property in the City for each of the last five years available is set forth in the following table:

Assessed Value of Taxable Property				
Fiscal Year Ended December 31	Tax Year	Real Property	Personal Property ⁽¹⁾	Total
2021	2020	\$ 114,076,665	\$ 40,594,219	\$ 154,670,884
2020	2019	111,102,458	33,204,209	144,306,667
2019	2018	83,448,499	31,654,277	115,102,776
2018	2017	82,341,248	27,375,296	109,716,544
2017	2016	79,819,959	26,336,665	106,156,624

⁽¹⁾ Due to a law passed in 1980 by the S.C. General Assembly that provided for the billing and collection of personal property taxes on motor vehicles on a staggered basis according to expiration of the license tag, the City uses different tax years for real and personal property taxes.

Tax Rates

The millage imposed in the City in each of the last five tax years is set forth below:

Tax Rates					
Fiscal Year Ended December 31	Tax Year ⁽¹⁾	Operating Millage	Debt Service Millage	Total City Millage	
2022	2021	73.50	-	73.50	
2021	2020	73.50	-	73.50	
2020	2019	73.50	-	73.50	
2019	2018	73.50	-	73.50	
2018	2017	73.50	-	73.50	

⁽¹⁾ Due to a law passed in 1980 by the S.C. General Assembly that provided for the billing and collection of personal property taxes on motor vehicles on a staggered basis according to expiration of the license tag, the City uses different tax years for real and personal property taxes.

City General Fund Budget

The original General Fund Budget for the fiscal year ending December 31, 2022 was adopted on November 1, 2021 by City Council and is shown in the following table:

Annual General Fund Budget for Fiscal Year Ending 12/31/22	
Revenues	
Ad valorem property taxes	\$ 8,727,193
Licenses and Permits	6,328,000
Fines and forfeitures	1,120,000
Charges for services	1,174,922
Intergovernmental	883,001
Miscellaneous	1,105,613
Transfers	1,387,093
Total Revenues	\$ 20,725,822
Expenditures	
General Government	\$ 6,635,035
Public Safety	9,331,396
Public Works	1,811,024
Parks, Recreation and Tourism	2,948,367
Total Expenditures	\$ 20,725,822

Ten Largest Taxpayers in the City

The ten largest taxpayers in the City, the assessed value for the fiscal year ended December 31, 2021 of the taxable property of each located within the City, and the amount of 2020 taxes paid to the City are as follows:

Ten Largest Taxpayers in the City 12/31/2021		
Taxpayer	Assessed Value	Taxes Paid
S.C. Electric & Gas Co.	\$ 3,291,010	\$ 241,889
Graybul Ironwood LLC	2,356,900	173,232
Wal-Mart, Inc.	2,331,510	171,366
Allnex Industries, Inc.	2,132,490	156,738
Ackerman Greenstone North Augusta	1,995,647	146,680
SUSO 3 Augusta, LP	1,126,870	82,825
Halocarbon Chemicals, Inc.	1,119,760	82,302
SRP Federal Credit Union	1,086,060	79,825
CVS SC Distribution, Inc.	858,340	63,755
NHC Healthcare	712,260	52,351

Tax Collection Record of the City

The following table shows the amount of taxes levied for City purposes, including additions and abatements, taxes collected as of December 31 of the year following the year in which the levy was made, and the amount of delinquent taxes collected in the City for the fiscal years shown:

Tax Collection Record of the City							
Fiscal Year Ended December 31	Tax Year ⁽¹⁾	Taxes Levied for Fiscal Year	Collected within the Fiscal Year of the Levy		Collections in Subsequent Years	Total Collections to Date	
			Amount	Percentage of Levy			Amount
2021	2020	\$ 11,368,310	\$ 11,326,981	99.64%	-	\$ 11,326,981	99.64%
2020	2019	10,606,540	9,655,624	91.03%	889,764	10,545,388	99.42%
2019	2018	8,460,054	8,404,331	99.34%	4,543	8,408,874	99.40%
2018	2017	8,064,166	8,018,222	99.43%	16,598	8,034,820	99.64%
2017	2016	7,484,042	7,446,013	99.49%	9,530	7,455,543	99.62%

⁽¹⁾ Due to a law passed in 1980 by the S.C. General Assembly that provided for the billing and collection of personal property taxes on motor vehicles on a staggered basis according to expiration of the license tag, the City uses different tax years for real and personal property taxes.

Outstanding Indebtedness

Outstanding Indebtedness 12/31/2021	
General Obligation Debt	\$ 10,250,000
Tax Increment Debt	43,043,000
	Includes Series 2017A Bonds *see note below
Outstanding Installment Purchase Revenue Bonds	68,085,000
	Series 2017B Bonds *see note below
Outstanding Lease Purchase Obligations	
2022	1,321,718
2023	1,105,246
2024	834,612
2025	485,379
2026	134,275
Subtotal	3,881,230
Interest	(117,674)
Present Value of minimum lease payments	3,763,556
Revenue Debt	
Waterworks and Sewer System Refunding Revenue, Series 2021	17,118,000
	Matures May 1, 2036 **see note below

Identified Sources of Installment Payments

General Obligation Bonds The City is authorized by the State Constitution to incur general obligation indebtedness without voter approval in an amount not exceeding eight percent of the assessed value of all taxable property in the City for any corporate purpose of the municipality. As of 6/30/22 the City's entire eight percent capacity is available.

On November 6, 2018, a favorable bond referendum was held in the City of North Augusta authorizing the City to issue not exceeding \$10,250,000 of general obligation bonds as part of a favorable Capital Projects Sales Tax referendum. These bonds were issued in 2020 to construct and equip a public safety headquarters and bond payments will be made from revenues collected from the capital projects sales tax.

General Obligation Bonds	
Fiscal Year	Amount
2022 1st & 2nd Qtr ⁽¹⁾	\$ 8,592,000
2021	10,250,000
2020	10,250,000
2019	-
2018	-
⁽¹⁾ UNAUDITED	

Local Hospitality Taxes City Council, pursuant to the Local Hospitality Tax Act and the Hospitality Tax Ordinance, established a uniform hospitality tax, which imposed, effective December 1, 1998, a one percent (1%) tax on the sales of prepared meals and beverages, including alcoholic beverages, beer and wine, at businesses within the City. Effective December 1, 2017, the hospitality tax rate was raised to the maximum of two percent (2%) with collections beginning in January 2018. The reduced collections in 2020 are related to the outbreak of the 2019 Novel Coronavirus Disease (“COVID-19”).

Local Hospitality Taxes		
Fiscal Year	City Hospitality Taxes	Increase in Collections over Prior Fiscal Year
2022 1st, 2nd & 3rd Qtr ⁽¹⁾	\$ 1,747,729	N/A
2021	2,135,168	26.13%
2020	1,692,819	(5.33)
2019	1,788,174	11.13
2018	1,609,103	118.67
2017	735,845	3.18
2016	713,152	7.27
2015	664,804	9.68
2014	606,121	5.86
⁽¹⁾ UNAUDITED		

Local Accommodations Taxes City Council, pursuant to the Local Accommodations Tax Act and the Accommodations Tax Ordinance established a local accommodations tax, which imposed, effective December 1, 1998, a three percent (3%) tax on furnishing of accommodations to transients within the City. The reduced collections in 2020 are related to the outbreak of COVID-19.

Local Accommodations Taxes		Increase (Decrease) in Collections over Prior Fiscal Year
Fiscal Year	City Accommodations Taxes	
2022 1st, 2nd & 3rd Qtr ⁽¹⁾	\$ 244,592	N/A
2021	250,050	81.52%
2020	137,752	(39.86)
2019	229,047	109.96
2018	109,092	98.70
2017	54,904	7.86
2016	50,904	3.68
2015	49,099	(11.39)
2014	55,410	9.88
⁽¹⁾ UNAUDITED		

Tax Increment Revenues The TIF Act authorizes municipalities to incur indebtedness for the purpose of redevelopment in areas which are or which are threatened to become blighted and to fund the debt service of such indebtedness from the additional tax revenues which result from such redevelopment. Under the TIF Act, all property taxes of all taxing jurisdictions imposed and collected within the Redevelopment Project Area in excess of the amount attributable to the "total initial equalized assessed value" of all taxable real property in the Redevelopment Project Area shall be paid to the municipality which shall deposit the taxes into a special tax allocation fund for the purpose of paying redevelopment project costs and discharging the obligations incurred in the payment of such costs. Certain portions of the taxes deposited to or otherwise subject to deposit to the special tax allocation fund are disbursed to overlapping taxing entities in accordance with agreements between the City and political subdivisions pursuant to which they agreed to participate in the TIF on a modified basis. As of 9/30/22, \$8,376.02 has been disbursed to overlapping taxing entities. The Tax Increment Revenues table below includes special assessments billed and collected on the City's property tax bills. The special assessments are further defined in the MID Assessments section following.

Tax Increment Revenues		
Fiscal Year	City TIF Revenues	% Growth
2022 1st, 2nd & 3rd Qtr ⁽¹⁾	\$ 2,447,293	N/A
2021 ⁽²⁾	3,878,726	126%
2020	1,716,832	113
2019	804,992	7
2018	751,052	22
2017	613,831	19
2016	516,829	14
2015	453,883	9
2014	417,373	N/A
⁽¹⁾ UNAUDITED		
⁽²⁾ A delay in payment for some 2019 taxes expected to be received in FY 2020 were received in FY 2021.		

MID Assessments The municipal improvement district (MID District) consists of certain parcels owned by the private developers within the TIF District where private improvements will be constructed. The City has imposed a special assessment on the parcels in the MID District owned by the private developers. The special assessment has been set on an annual basis at an amount equal to an estimate of the TIF revenues that will result from the private improvement specified in the Master Development Agreement. 2020 was the first year the special assessments were billed and payable. These assessments are due to the City no later than May 1 in the year the special assessments are billed to avoid penalty. Penalties have been assessed on all outstanding MID special assessments.

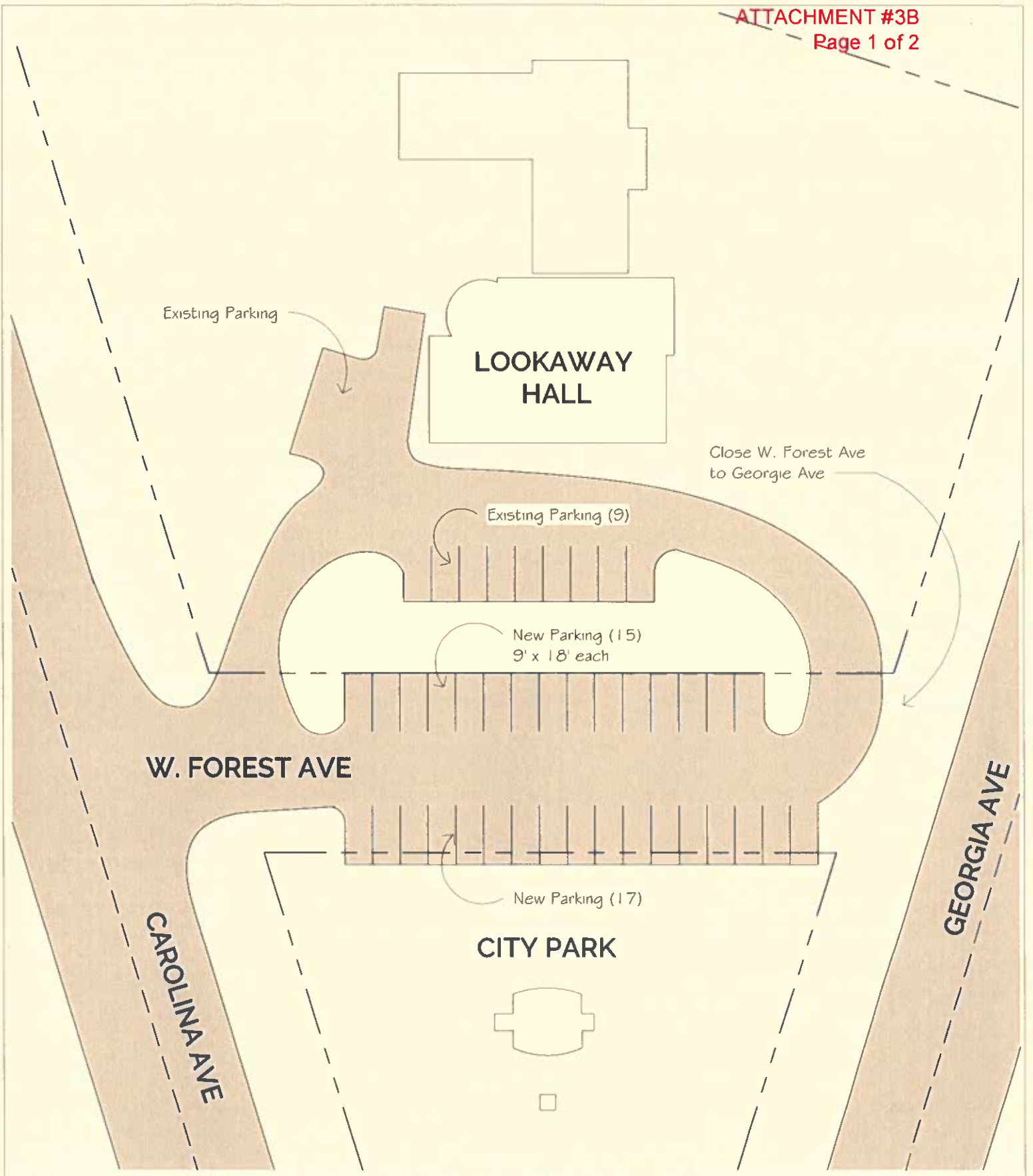
MID Assessments				
Fiscal Year Ended	Tax Year	MID Assessments	MID Receipts	
December 31				
2022 1st & 2nd Qtr ⁽¹⁾	2021	\$ 771,758	\$ 78,061	
2021	2020	777,779	1,547,627	
2020	2019	1,183,327	413,479	
⁽¹⁾ UNAUDITED				

Parking Revenues Parking revenues are received from certain parking facilities owned or operated by the City including the Medac Deck, Hotel Deck and various lots owned by the City. Revenues received are netted against expenditures incurred for operations and maintenance of the parking facilities. The reduced collections in 2020 are related to the outbreak of COVID-19. The City is currently working with the hotel developer and hotel management to reconcile: 1) amounts due to the City for the City's pro rata share of parking revenues collected by the hotel and 2) amounts due from the City for reimbursement of agreed upon operating expenses of the hotel deck and agreed upon management fee. Total net parking revenues for 2022 will be updated upon reconciliation.

Parking Revenues		
Fiscal Year	Net Amount	% Growth
2022 1st, 2nd & 3rd Qtr ⁽¹⁾	\$ (27,055)	N/A
2021	99,689	147%
2020	40,380	(69)
2019	128,499	18
2018	108,885	N/A
⁽¹⁾ UNAUDITED		

Stadium Revenues Stadium revenues are received from GreenJackets Baseball for performance license fees, retail space rent, corporate naming rights, and stadium rent. The GreenJackets Baseball 2020 season was canceled on June 30, 2020 along with all Minor League Baseball teams related to the outbreak of COVID-19. Admissions tax payments are received from the South Carolina Department of Revenue (SCDOR).

Fiscal Year	Stadium Revenues						Total
	Admissions Tax ⁽⁵⁾	Performance License Fees ⁽²⁾	Retail Space Rent ⁽³⁾	Corporate Naming Rights ⁽⁴⁾	Rent ⁽³⁾		
2022 1st, 2nd & 3rd Qtr ⁽¹⁾	\$ 38,265	\$ 52,206	\$ 100,000	\$ -	\$ 250,000	\$ 440,471	
2021	32,167	4,286	100,000	100,000	250,000	486,453	
2020	12,696	74,894	100,000	100,000	250,000	537,590	
2019	71,244	64,884	100,000	100,000	250,000	586,128	
2018	18,336	-	100,000	100,000	250,000	468,336	
⁽¹⁾ UNAUDITED							
⁽²⁾ Revenue stream due 1/31/xx of each year for the prior calendar year							
⁽³⁾ Revenue stream due 4/1/xx of each year							
⁽⁴⁾ Revenue stream due 12/31/xx of each year							
⁽⁵⁾ Payments received throughout the year from SCDOR							



Lookaway Hall Parking Study

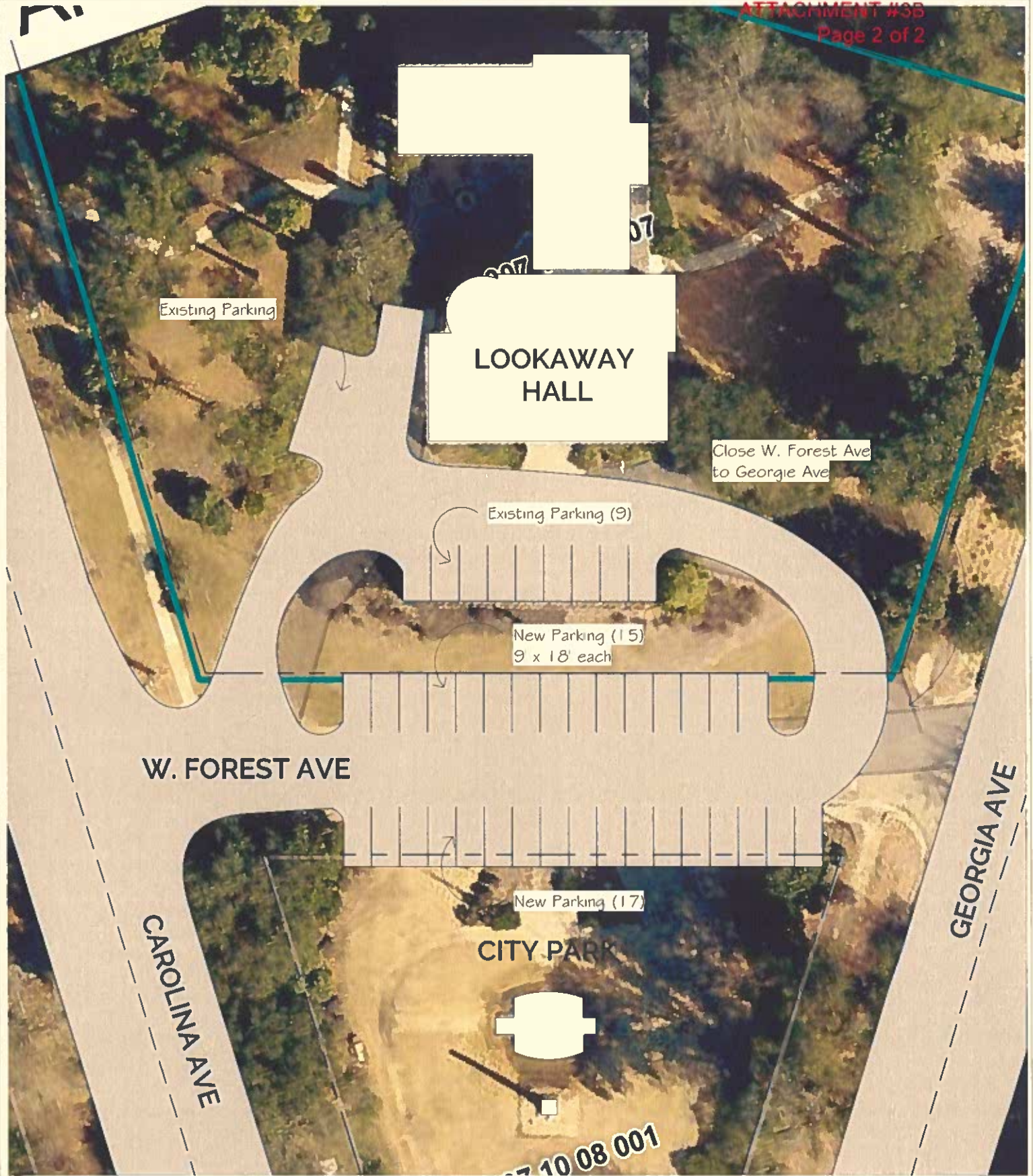
Site Plan Schematic

NOT FOR CONSTRUCTION

Project number TBD
Date 7/14/22

A101

Scale 1" = 40'-0"



Lookaway Hall Parking Study

Site Plan Schematic

NOT FOR CONSTRUCTION

Project number	TBD
Date	7/14/22
A101	
Scale	1" = 40'-0"